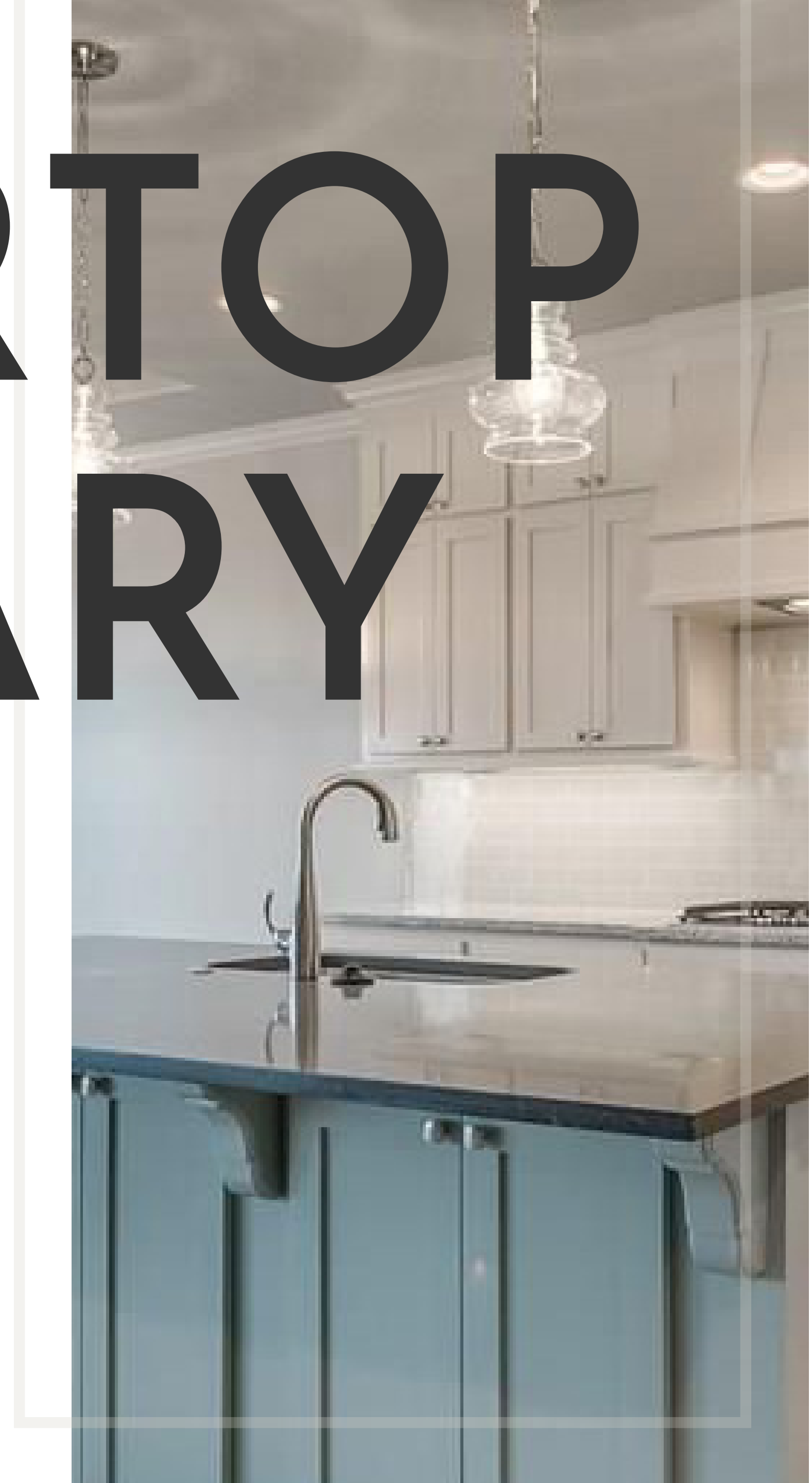


# COUNTERTOP DICTIONARY



**A**

**accents** - a detail that contrasts with, or highlights, the countertop

**apron-front sink** - large sink with an apron that sits in a low countertop



**B**

**backsplash** - material that covers the wall between the countertop to the cabinets to protect the wall from moisture

**bevelled edge** - an edge with an angle less than 90 degrees; often used decoratively

**book-matched slabs** - a vein matching technique where adjacent slabs are placed so that the veining in one slab mirrors the other or highlights, the countertop

**brushed finish** - finish with no sheen that retains very subtle texture; well-suited for rustic indoor kitchens or outdoor kitchens

**build-up edge** - an addition to the edge of the countertop to give the appearance of a thicker slab





**C** **caulk** - material used to seal joints or seams between the countertop and the backsplash

**chisel edge** - rustic, rough edge that mimics natural stone

**crack** - A line along which a stone slab has split; it can compromise the integrity of the stone sealant, allowing moisture and bacteria inside



**D** **diamond match** - when you match the veining in 4 slabs of stone to be an X or diamond shape; also called “quadmatching”

**drop-in sink** - a sink that “drops” into a hole in the countertop; it has a lip atop the counter

**E** **edge profile** - the shape that you choose for your countertop edges

**engineered stone** - countertop material made from crushed stone bound together by an adhesive, such as quartz the counter

**etched** - dull spots caused by acidic liquids such as tomato juice, vinegar, alcohol, or fruit juices penetrating the surface of the stone



**F faucet holes** - openings in the countertop for faucet and temperature controls

**faucets spreads** - the amount of space between a faucet and its temperature handles

**finish** - the sanding and treatment of your countertop; can range from glossy and smooth to rough and rustic

**flat polish** - a flat edge that creates a clean, polished look; often combined with beveled top and bottom edges to soften the appearance


**flat polish edge** - clean, classic countertop edge featuring a flat, vertical polished edge kitchens

**fracture** - a separation in a natural stone slab, such as a fissure or a crack; these fractures are acceptable in natural stone

**full bullnose edge** - fully rounded countertop edge; gives the illusion of a thinner countertop

**Full demi-bullnose edge** - countertop edge with a gentle curve and a flat bottom the counter

**full high backsplash** - a backsplash that extends the full height from the countertop to the bottom of the cabinets





**G** **gloss** - highly reflective, smooth countertop finish

**granite chip** - when a piece of granite breaks off from the slab; often occurs around the sink or along the edge of the countertop

**H** **hardness** - highly reflective, smooth countertop finish

**honed** - a countertop finish that is matte or low-gloss for a more casual, aged appearance

**I** **impregnators** - a sealant that keeps moisture and stains out of porous stone countertops


**inlay** - decorative features in the surface of a countertop or backsplash

**integral sink** - sinks made from the same material as the countertop and set into it for a seamless appearance

**L** **laminated edges** - adding stone to the bottom edge of the countertop to conceal any wooden countertop supports

**leather finish** - modern, soft sheen with a dimpled texture that resembles natural leather

**laminated edges** - a descriptor of how shiny or matte a countertop surface is





**M** **match color caulk** - custom caulk color that matches the countertop material

**matte** - a smooth, but non-glossy countertop finish

**miter edge** - when two slabs are cut at a 45-degree angle and the seams are joined together; when used at the edge, it gives the appearance of a thicker countertop

**N** **natural fissure** - a natural separation in the stone; unlike a crack, it does not compromise the strength and integrity of the slab

**niche** - shallow recess or cove in a wall; often used near a bathroom vanity or inside a shower

**nonporous** - a descriptor of a countertop material that will not absorb water

**O** **ogee edge** - an edge that has a concave arch that flows into a convex arch

**overhang** - a measurement of how far the countertop surface extends past the cabinet bases, often 1 to 1 1/2 inches





**P** **Pencil Roll Edge** - a countertop edge featuring a flat edge with subtle rounding at the top and bottom; resembles a pencil eraser

**Polished** - a smooth countertop with a high-shine finish

**Porous** - a descriptor of how much water a countertop will absorb without sealant



**Q** **quarry** - a large pit from which natural stone countertops are mined

**R** **remnant** - leftover stone after cutting slabs for a countertop or other application

**resin** - a clear synthetic coating that goes atop an existing countertop to refinish it without the cost of replacing it



**S** **Sawed Edge** - openings in the countertop for faucet and temperature controls

**Seal The Stone** - the amount of space between a faucet and its temperature handles

**Seam** - the sanding and treatment of your countertop; can range from glossy and smooth to rough and rustic

**Slab** - a flat edge that creates a clean, polished look; often combined with beveled top and bottom edges to soften the appearance


**Stone Sealant** - a clear, protective coating that prevents moisture from seeping into the stone

**U** **Undermount Sink** - rather than being a “drop-in” that sits above the countertop, an undermount sink sits below the countertop with no rim atop the counter

**V** **Vein** - an area in the stone where the mineral content varies from the rest of the stone, creating color variation or “stripes”

**W** **Waterfall Edge** - a countertop that makes a 90-degree angle at the edge and continues to the floor, rather than ending atop the cabinets application.


**Wet Polishing** - a method of polishing that eliminates grinding dust





# CREATE THE SPACE OF YOUR DREAMS

Now that you can speak the lingo like a countertop pro, let's get to talking about your new countertop! Schedule a free countertop design meeting with our natural surface pros today.



7600 NW 3rd St  
Oklahoma City, OK 73127

*Countertop Dictionary*

*Info@alphaokc.com*  
Contact: +1 (405) 470-0941