

# COUNTERTOP CARE GUIDE




# LET'S GET STARTED

Natural stone surfaces are timeless and elevate the value of your home, but they're a little more complicated to care for than formica or laminate countertops.

However, we're here to help! Our guide is organized by type of stone so you can quickly and easily reference it whenever you need.

If you have unique concerns or questions about your surface, please feel free to get in touch with us directly.



# GENERAL CARE TIPS

With all natural surfaces, try to wipe up spills as quickly as possible. Even though your stone is sealed, leaving wine, coffee, tomato sauce, or cooking oils can create a stain. Sealants lengthen the time it takes for a spill to absorb into the surface, but none of the natural stones are stain-proof.



# GRANITE

## CLEANING

Avoid aggressive cleaners like 409, Clorox, or anything with ammonia. Instead, use a soft wash cloth, warm water, and antibacterial soap to gently disinfect the countertop.

## HEAT

You don't need to use a hot pad on your granite countertops unless the bottom of the pan is textured and could scratch the surface of your countertop. **HOWEVER**, there will be a warm spot on the countertop when you remove the pan, so be careful!

## SEALING

Most granite surfaces need to be sealed once a year.

## STAINS

Don't try to remove stains yourself. More often than not, DIY remedies cause even more damage without actually removing the stain. Call the pros at Alpha Surfaces to remove stains.



# MARBLE

## CLEANING

Avoid aggressive cleaners like 409, Clorox, or anything with ammonia. Instead, use a soft wash cloth, warm water, and antibacterial soap to gently disinfect the countertop.

## HEAT

You don't need to use a hot pad on your marble countertops unless the bottom of the pan is textured and could scratch the surface of your countertop. **HOWEVER**, there will be a warm spot on the countertop when you remove the pan, so be careful!

## SEALING

Marble is more porous than other natural stones, so you need to seal it every six months.

## STAINS

Don't try to remove stains yourself. More often than not, DIY remedies cause even more damage without actually removing the stain. Call the pros at Alpha Surfaces to remove stains.



# QUARTZ

## CLEANING

Quartz is very durable, so you can use any cleaner you like. However, a soft wash cloth, warm water, and antibacterial soap is sufficient to disinfect quartz surfaces.

## HEAT


Quartz is not 100% natural stone, so it is NOT heatproof. You must use hotpads with quartz surfaces or they will scald and burn.

## SEALING

Quartz surfaces do not, under normal circumstances, need to be resealed. They're very low-maintenance, which is one reason why they're so popular!

## STAINS

Don't try to remove stains yourself. More often than not, DIY remedies cause even more damage without actually removing the stain. Call the pros at Alpha Surfaces to remove stains.



# QUARTZITE

## CLEANING

Avoid aggressive cleaners like 409, Clorox, or anything with ammonia. Instead, use a soft wash cloth, warm water, and antibacterial soap to gently disinfect the countertop.

## HEAT



You don't need to use a hot pad on your quartzite countertops unless the bottom of the pan is textured and could scratch the surface of your countertop. **HOWEVER**, there will be a warm spot on the countertop when you remove the pan, so be careful!

## SEALING

Most quartzite surfaces need to be sealed once a year.

## STAINS

Don't try to remove stains yourself. More often than not, DIY remedies cause even more damage without actually removing the stain. Call the pros at Alpha Surfaces to remove stains.



# PORCELAIN

## CLEANING

Porcelain is very durable, so you can use any cleaner you like. However, a soft wash cloth, warm water, and antibacterial soap is sufficient to disinfect porcelain surfaces.

## HEAT


You don't need to use a hot pad on your porcelain countertops unless the bottom of the pan is textured and could scratch the surface of your countertop. **HOWEVER**, there will be a warm spot on the countertop when you remove the pan, so be careful!

## SEALING

Porcelain surfaces do not, under normal circumstances, need to be resealed. They're very low-maintenance, which is why they're so popular in bathrooms and kitchens!

## STAINS


Don't try to remove stains yourself. More often than not, DIY remedies cause even more damage without actually removing the stain. Call the pros at Alpha Surfaces to remove stains.





# CREATE THE SPACE OF YOUR DREAMS

If you ever have any questions about caring for and maintaining your natural stone surfaces, don't hesitate to reach out. If you decide that you don't want to worry about maintaining your countertops, get in touch to learn about our maintenance program!



7600 NW 3rd St  
Oklahoma City, OK 73127

Countertop Care Guide

Info@alphaokc.com  
Contact: +1 (405) 470-0941